

IFTM 2026 - Architectural technical regulations

1 – For all exhibitors (turnkey stands, bare stands, My Stand Maker):
Complete the online Safety forms (suspended structures) **before July, 10th 2026**
=> Links on « Technical Regulation form »

2 – For space-only stands:

a) TECHNICAL FLOORPLAN

If you have technical restrictions on your location, please contact our exhibitor technical department before starting your stand design to receive your technical floorplan (Fire Hose Reel, connection channel, pillars, construction headroom...)

Contact : service.technique.iftm@rxglobal.com

b) COMPLIANCE WITH ARCHITECTURAL REGULATIONS → before July, 10th 2026

Once your project is complete, send two dimensioned drawings showing the floor plan and elevation to:

DECOPLUS - elisabeth.decoplus@gmail.com - tel: +33 (0)9 67 78 93 85

Our service provider will check compliance with architectural regulations.

c) TECHNICAL SERVICE ORDER / FEASIBILITY

Order your slings, fluids... to VIPARIS: [Manifestation home](#)

To finalize your order, a technical drawing will be requested.

This drawing is necessary not only to install your order, but also to study the feasibility of your project (especially for slinging).

The order will not be validated until the feasibility has been confirmed by VIPARIS.



IFTM 2026 – Architectural technical regulations



d) NEW: CONTROL OFFICE – MANDATORY VERIFICATIONS FOR TEMPORARY AND DISMOUNTABLE STRUCTURES

All light bridge whose highest point is equal to or greater than 3.50 meters and less than 6.20 meters, including rigging :

You will need to be able to provide our **HANDISECUR** security officer:

- Certification of proper assembly from the builder (to be dated and signed after assembly)
- Assessment of the file or standard model by a control office or accredited organization (to be completed before assembly begins) *
- Inspection of the assembly by a **Control Office** or **Competent Technician**** (to be completed on site).

* Find possible cases (please see page 35-36)

** Find the contact details of the inspection offices on page 44

e) FINAL APPROVAL

Your project will only be validated upon receipt of the DECOPLUS validation and confirmation of the project feasibility by VIPARIS.

Architectural technical regulations

Important: by signing your application form, you have undertaken to comply with and to ensure that all decorators, installers or contractors comply with all the clauses of the general regulations, including the time allotted for setup and dismantling.

The trade show organiser reserves the right to have the general installer modify or dismantle (at the exhibitor's expense) any installations that do not comply with the architectural regulations and which are likely to disturb neighbouring exhibitors or the public.

The technical team will check all the installations of the stands and may reject those that do not conform to the approved design.

Furthermore, the organiser reserves the right to have a certified inspection body issue a report certifying the stability of the stand structures at the exhibitor's expense.

Hanging elements/slings:

The suspended items to the Pavilion ceiling must only be installed by the VIPARIS technical service.

Orders must be taken on **VIPARISSTORE:** [Manifestation home](#)

Hanging elements must comply with the architectural rules. Your hanging structures (or strung elements) must be inspected by a certified company in order to obtain a stability report.

Exhibitors must provide a certificate of compliance.

Virtual Visit:

Discover Paris Expo Porte de Versailles with the virtual visit:

[Paris Expo Porte de Versailles](#)

Architectural technical regulations

- **Stand constructions** must take into account the following heights* (from the ground) and clearances:
- No clearance compared to the aisles for constructions from 0 to 5.00m. **From 5m to 6m setback from the aisles of 1m.**

	HEIGHT	ADJOINING CLEARANCE	RULES
Construction	5.00 m	1.00 m	
Partitions/shared partition walls	3.00 m maximum	/	The partitions facing neighbouring stands must be smooth, plain, painted white or covered with white or grey wall fabric, without any type of signs.
Signs / Halyards	6.00 m	1.00 m	The hanging of signs on halyards can only be done by VIPARIS. This service can be ordered at Slings
Hanging sign structures	6.00 m	1.00 m	Open superstructure that can include the exhibitor's label or illuminated logo. Sign structures must be slung or only be attached to the structure by a light frame.
Lighting fixtures or truss lighting	6.00 m	1.00 m	Independent lighting fixtures hung above the stand structures are authorised. Please contact VIPARIS' exhibitor service on 01 40 68 16 16 for any feasibility of your project.
Stand openings on aisles	1.20 m maximum	/	The aisles must always remain clear. The stand must maintain a minimum opening of 50% on each side opening onto an aisle. Any solid decorative element is considered a closure. All decorative elements and installations must be designed so that the aisles remain well-cleared, they do not interfere with neighbouring stands, and they allow high visibility of the trade show through the stands.
Multi-level stand	5.00m	2.00m	From 250sqm. Additional cost, please contact your sales managers. Clearance from the edges of the neighbour stand only. Stands located on either side of the 6.00m safety aisles must respect a setback of 2.50m inside the stand. Please contact our Security Manager ifm@handisecur.com

Architectural technical regulations

STAND BOUNDARIES

No decorations, furnishings, signs or lighting may protrude from the boundaries of your stand.

CLEAR AISLES

Exhibitors must leave **the aisles clear** of all pipes, cables/wires or decorative elements, both on the ground and overhead. However, pipes and cables meeting the requirements of the organiser or the safety teams will be allowed to cross the stands if necessary.

STAND OPENINGS

Each side of a stand facing an aisle must have a **minimum opening of 50%**, in order to allow easy access to the stand, avoid disturbing neighbouring stands and to allow proper visibility and flow of visitor traffic.

The following may be considered as openings:

- Any decorative elements or furniture not exceeding 1.20m in height, excluding low partitions (e.g.: plants, reception counters, etc.)
- Any mobile elements, up to the full height of the stand, allowing physical access to the stand.

STANDS OVER 200M²

Please contact the trade show's technical and safety advisor.

REUSED STANDS

Reused stands are subject to the trade show's Architectural Regulations, just like newly built stands.

DAMAGE

Exhibitors are responsible for any damage to the building's structures during the transport, installation or removal of their equipment made by themselves and/or companies working on their behalf.

Partitions/walls, floors, and pillars may not be drilled into, sealed, chased, cut or painted.

AWNINGS

If you wish to install an awning, you will first need to have the amount of coverage approved by our safety officer.

FLOORING

Stands are delivered without carpet with the exception for stands installed by RX France (Ex Easy, Identity, Village ..) Exhibitors will be charged for any damage they cause to the existing floor. They are responsible for taking all necessary precautions (plastic, plywood, etc.) to protect the floor from risks, especially painting.

CLADDING ON POSTS

The cladding on pillar has a height of **4m, however it is possible to cover them up to 5m.**

Exhibitors may use any part of the cladding to hang signs or decorative elements. At the end of the trade show, exhibitors must remove any elements attached with staples and ensure that all staples have been removed from the cladding. Pillars must not be drilled into or damaged. In the event of non-compliance, the exhibitor will be charged for repairs.

MULTI-LEVEL STANDS

Upper floor are authorized but you have to inform before the sales manager. Multi-levels stands must respect a 2.00m clearance from neighboring stands. Those located on either side of the 6.00m safety aisles must respect a setback of 2.50m inside the stand so that the multi-levels stands are 11.00m apart.

All multi-levels stands must have a stability certificate issued by an approved and competent organization when they are examined by the prefectural safety commission. For any high-rise construction, please contact our safety manager: Cabinet for approval iftm@handisecur.com

Architectural technical regulations

ATTRACTIONS/EVENTS, SOUND SYSTEMS AND ILLUMINATED SIGNS

All forms of attractions/events and sales activities are strictly prohibited outside the stand unless the exhibitor has reserved this type of visibility with the organiser. All light and sound advertising must be submitted to the organiser for approval, who may revoke the authorisation granted in the event of a disturbance to neighbouring exhibitors, the flow of visitor traffic or the trade show. Rotating and similar lights are not permitted. Illuminated signs or signage are permitted. Under no circumstances may they have strobe or flashing lights. Attractions/events must be declared to the organiser. The noise level coming from the stand must not exceed **70dB** at the stand boundary. The organizers reserve the right to determine the acceptable sound level in the event of complaints from other exhibitors.

SMOKE VENTILATION CONTROL SYSTEMS AND FIRE FIGHTING SYSTEMS

Smoke ventilation control systems or fire extinguishers are placed on the peripheral walls or posts. Fire hose reels must be visible and accessible within a 1m radius. Intercoms must be kept clear at all times. Signs for these systems must always be visible.

TETHERED BALLOONS

Balloons inflated with a gas lighter than air and used as a sign must respect the authorised heights and clearances. The length of their attachments must not change and follow the same clearances as hanging elements. Failure to comply with this obligation will authorise the organiser to remove them.

FIRE SAFETY INSPECTION

All installations must comply with the regulations issued by the Préfecture de Police. The General Commissioner will inspect all stand installations and may reject those that do not conform to trade show regulations. Due to the Fire Safety Inspection, stand setup must be completed the day before the exhibition opens.

WHEELCHAIR ACCESSIBILITY

All stands equipped with a technical floor higher than 2 cm which the public may have to climb must have a wheelchair ramp. It must be 0.90 m wide and have a slope of between 2% and 5%. The ramp must be integrated into the stand and not extend into the aisles.

THE FIRE HOSE REEL

The fire hose reel must remain visible and accessible, and therefore must not be blocked by any casing, doors, curtains or decorative elements. However, a floating curtain of neutral colour will be tolerated in front of the device. A sign will be placed above the curtain (red plate, RIA in white lettering or pictogram, 40 cm x 15 cm).

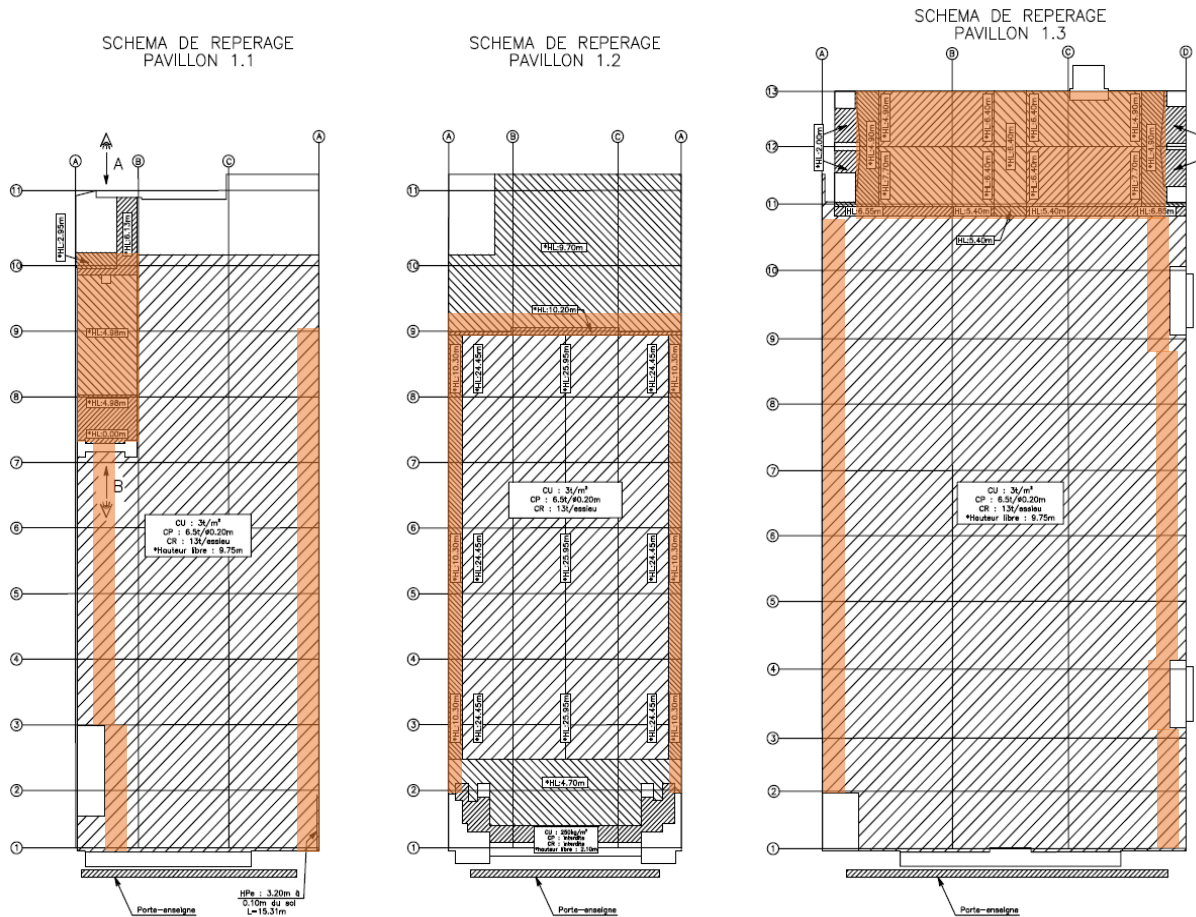
It must be fully accessible, with a 1 m wide path (at least) from the nearest aisle.

If you are using a stand designer, please send them this document so that they can take these regulations into account when designing your stand.

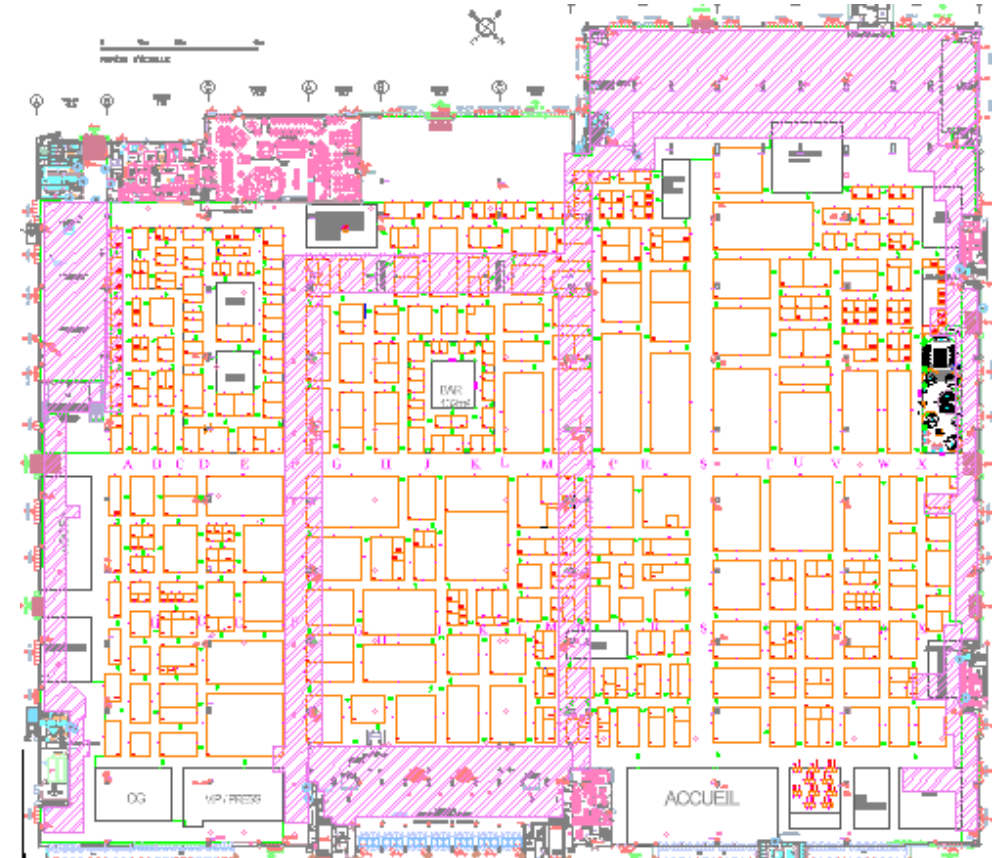
Architectural technical regulations

Please check with your commercial contact for height restrictions specific to your location

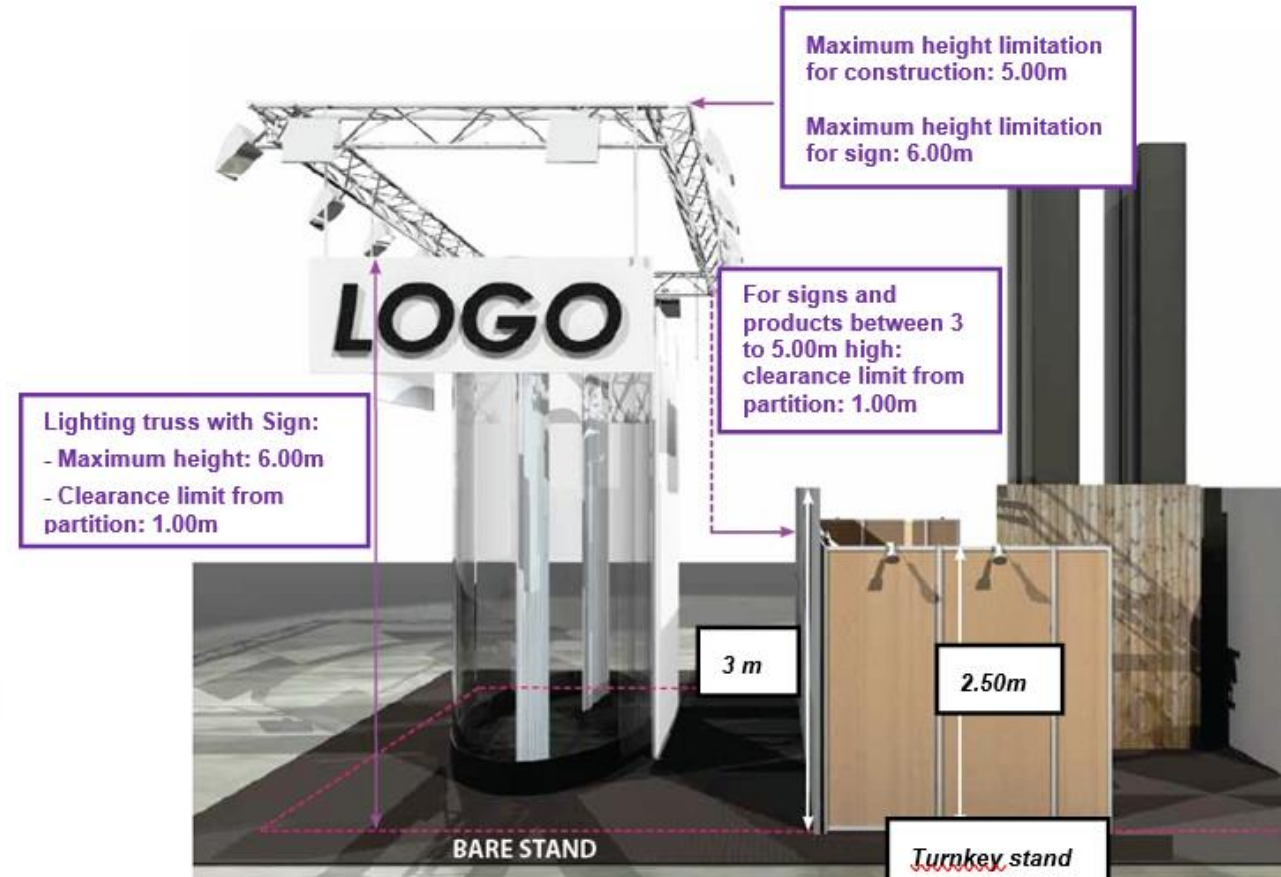
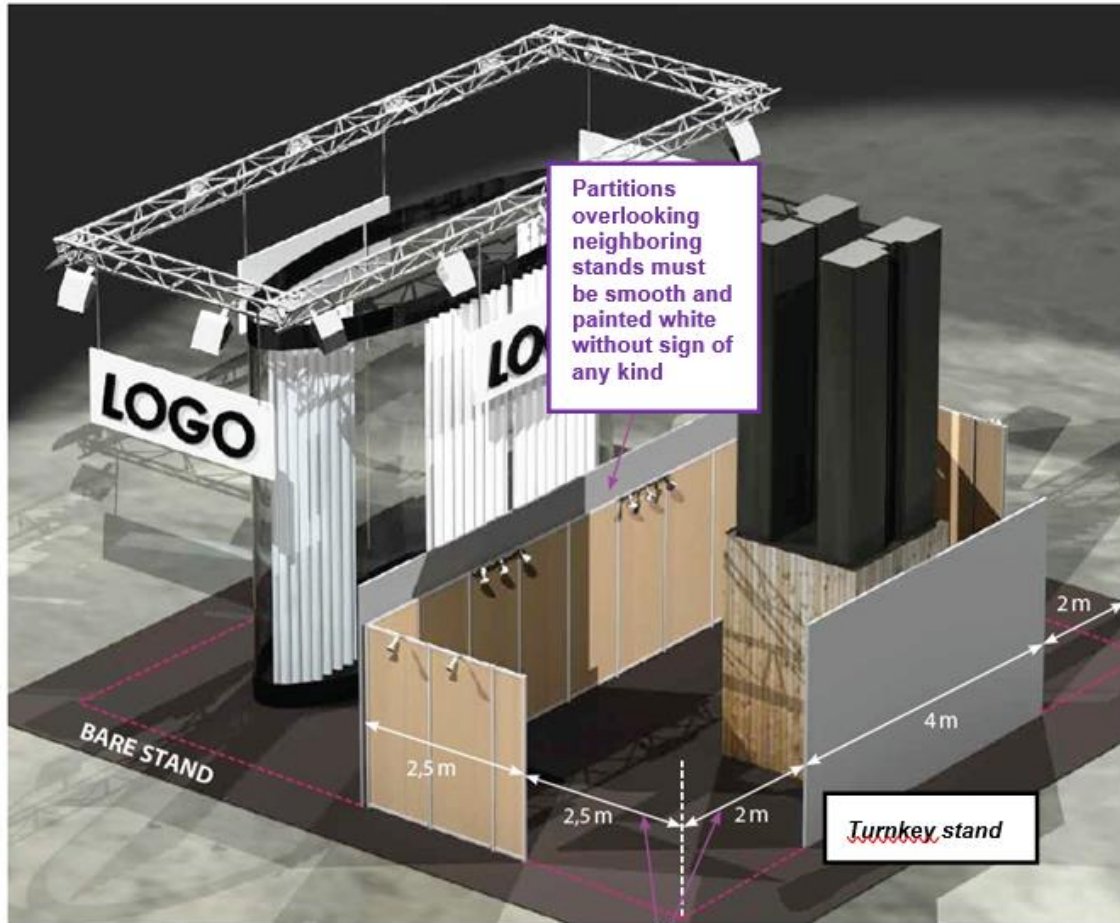
Special feature of pavilion 1 : ceiling air conditioning duct (Pink hatching on the right)



Stands located under the technical ducts of pavilion 1 must be accompanied by the VIPARIS exhibitors service to validate the feasibility of their projects for **hanging at height and hanging signs on halyards**.
Contact : Mr Florent ARCAVNA florent.arcayna@viparis.com




Architectural technical regulations



Architectural technical regulations

HALL POST CLADDING



FIRE HOSE REEL




POWER SUPPLY (power ≤ 20kW)



ELECTRICAL CABINET



CEILING AIR CONDITIONING DUCT (requiring a feasibility study from Viparis if you wish to sling a structure)



All floors are concrete



Example of the installation to sling a suspended sign (additional cost)

TECHNICAL HATCH

